



62CS


Discover the world, go where you want when you want, securely and comfortably; this is the leitmotif of the Contest 62CS. The elegant lines of this impressive 62-footer are characterised by a spacious open deck and a well integrated superstructure.


Equipped with a twin wheel working cockpit and a large 'social' cockpit, you'll be impressed by the sailing and living comfort onboard this yacht. The large amount of storage space on deck makes the 62CS very well suited for long distances. It is even possible to place a tender below deck.

62cs

68

Below deck you will immediately feel at home in the modern, light interior which subtly blends modern materials and finishes with impeccable craftsmanship. Various interior options give you the opportunity to choose a design that best fits your particular needs, depending on whether you wish to sail with two, with a group of friends or with a professional crew.

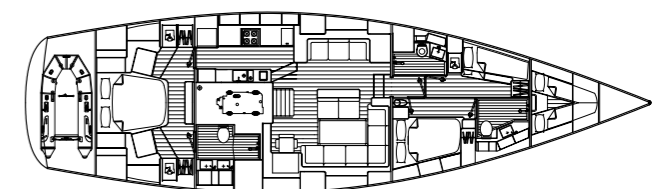




62CS

SPECIFICATIONS

Length over all	19,18 m	63'9"
Length waterline	16,80 m	55'1"
Maximum beam	5,45 m	17'9"
Displacement	ca. 31.100 kg	68563 lbs.
Ballast bulb keel	ca. 11.500 kg	25353 lbs.
Draft bulb keel	2,65 m	8'69"
Fuel tank	1600 ltr.	351.95 imp. gal.
Water tank	1900 ltr.	417.9 imp. gal.
Mainsail	108 m2	1162 ft2
Genoa	93 m2	1001 ft2



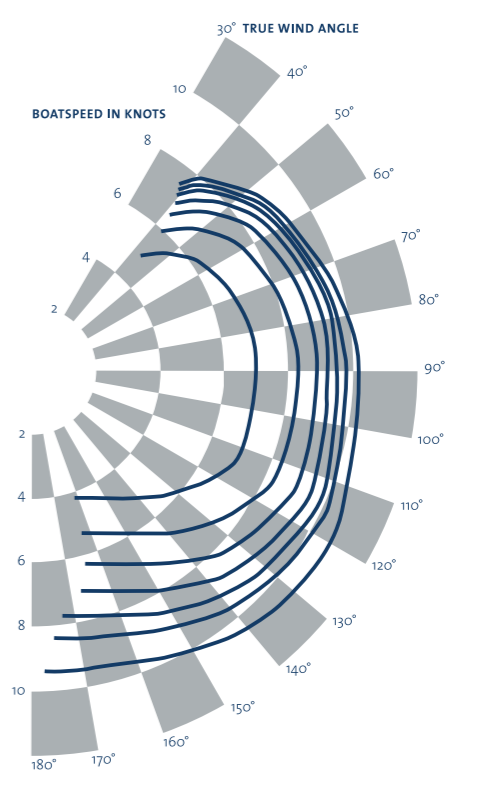
See for more options the specifications brochure or our website



62CS



POLAR PERFORMANCE DIAGRAM



STABILITY CURVE

